

Opioid Misuse

Distribution of Suspected Drug Overdose Related Deaths by Race

Shelby County, TN (2017-2022)

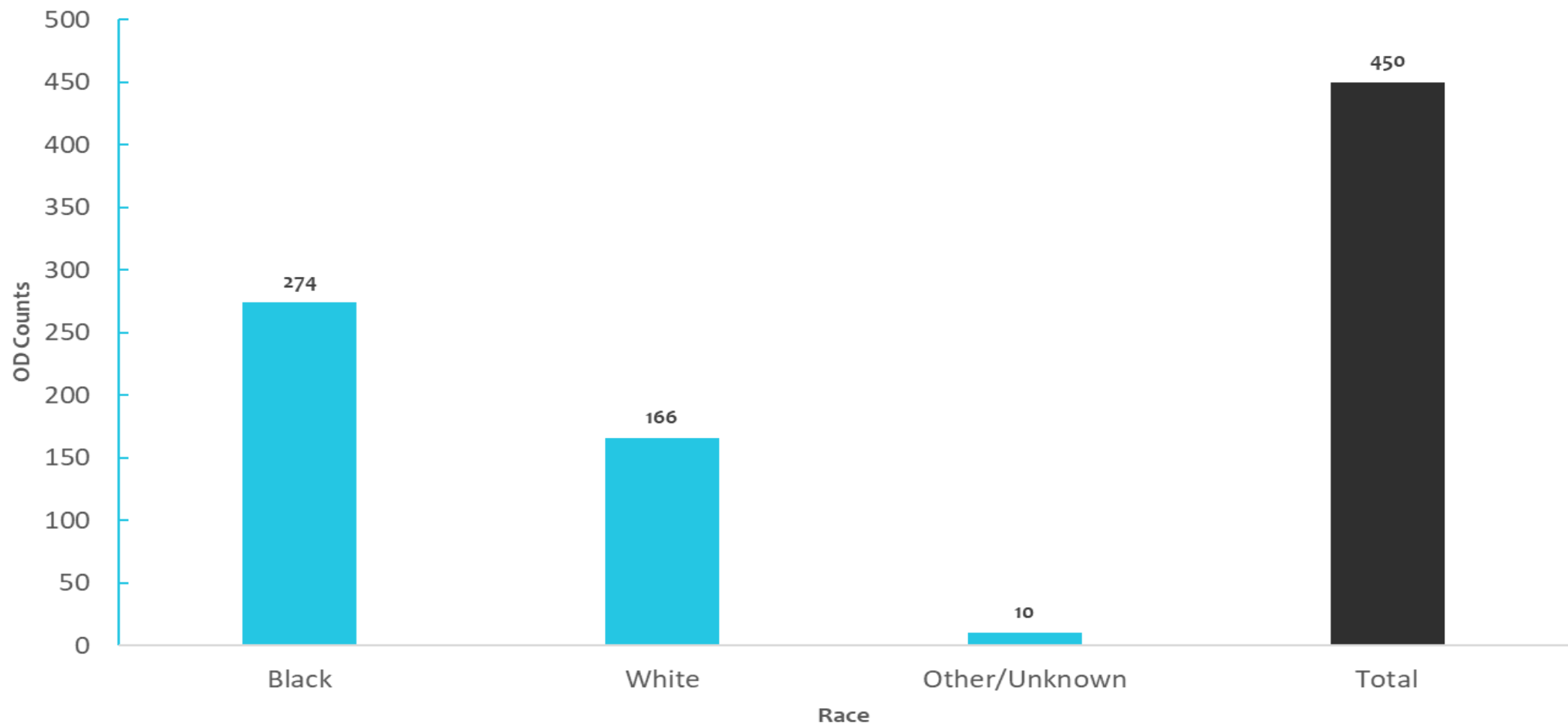
	<u>2017</u>		<u>2018</u>		<u>2019</u>		<u>2020</u>		<u>2021</u>		<u>2022</u>			
Total	164		213		342		416		488		450			
White	68%		66%		52%		51%		49%		37%			
Black	31%		33%		43%		48%		50%		61%			

Data Source: PROVISIONAL ANNUAL OPIOID REPORTS January–December, 2018-2020, Shelby County Health Department, Bureau of Epidemiology and Infectious Diseases;

WTRFC Preliminary Suspected Overdose Deaths – Shelby County, TN 2017 – 2022

TN Department of Health, 2021 Tennessee Drug Overdose Deaths

Shelby County Preliminary Suspected Drug Overdose-Related Deaths By Race (2022)



Data Source: 2008-2022 Forensic Medical Management Services. Death Investigation and Decedent Information[v3.0.10]
Prepared by the Shelby County Health Department Office of Epidemiology.

Suspected Drug Overdose-Related Deaths By Race (2022)

Total Suspected Drug Overdose Related Death = **450**

Black Deaths **274** (61%)

White Deaths **166** (37%)

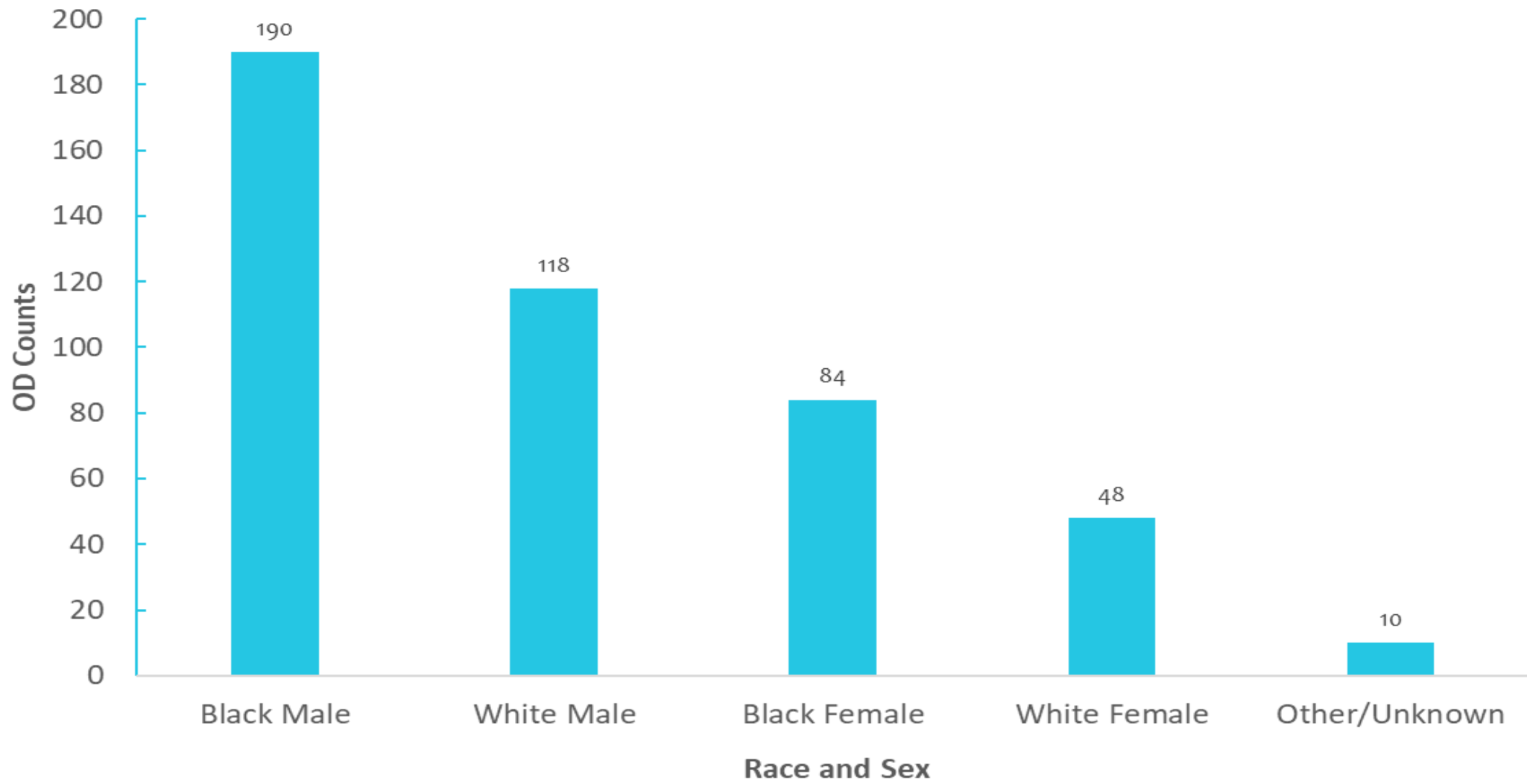
Other/Unknown **10** (2%)

Black Deaths are **1.7 X** that of Whites

Data Source: 2008-2022 Forensic Medical Management Services. Death Investigation and Decedent Information[v3.0.10]

Prepared by the Shelby County Health Department Office of Epidemiology.

Shelby County Preliminary Suspected Drug Overdose-Related Deaths By Race and Sex (2022)



Data Source: 2008-2022 Forensic Medical Management Services. Death Investigation and Decedent Information[v3.0.10]
Prepared by the Shelby County Health Department Office of Epidemiology.

Suspected Drug Overdose-Related Death by Race and Sex (2022)

Total Suspected Drug Overdose-Related Deaths = 450

Black male 190 (42%)

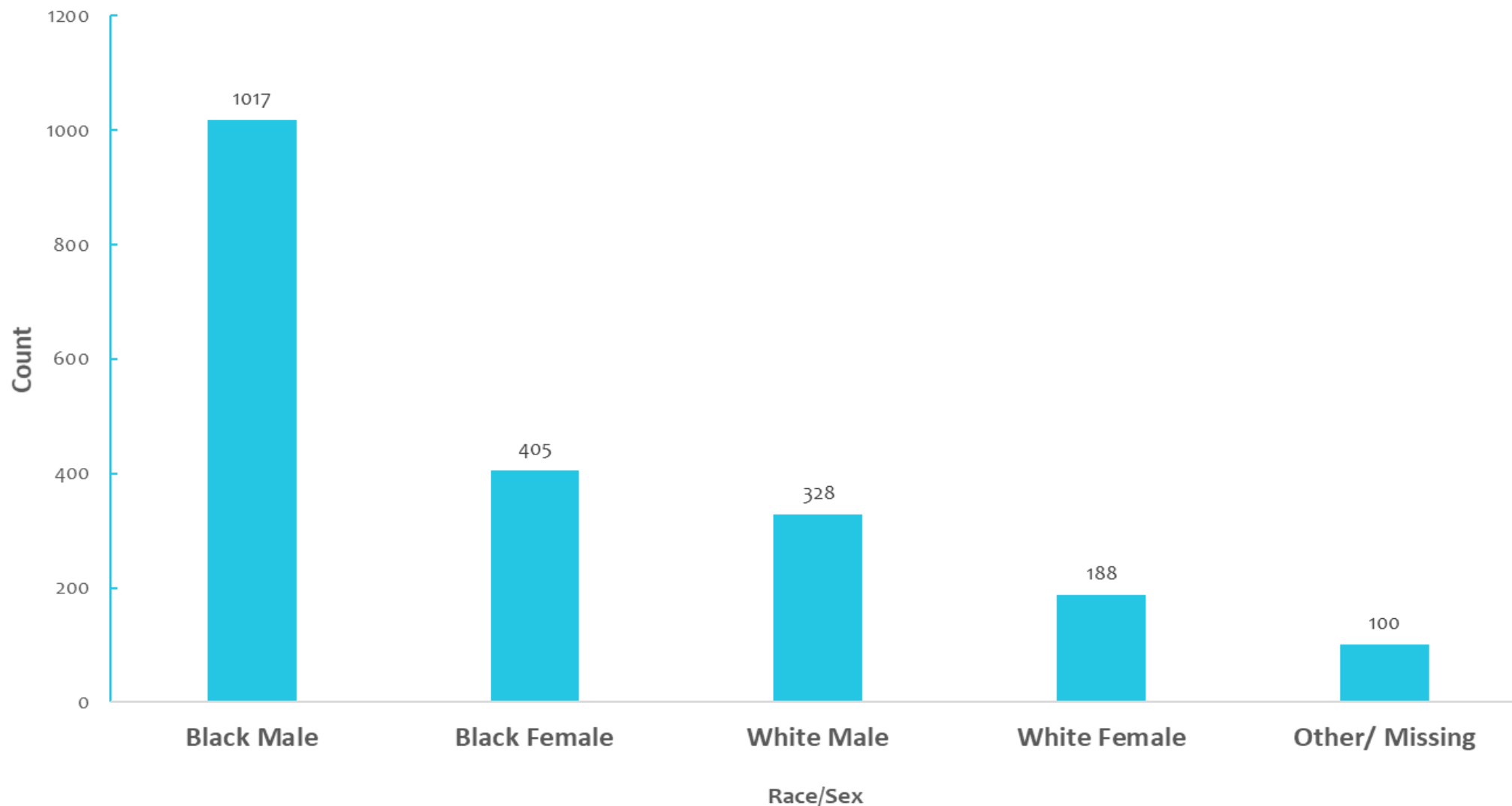
White male 118 (26%)

Black female 84 (19%)

White female 48 (11%)

Other/Unknown 10 (2%)

Opioid-Related ED Visits by Race & Sex (2022)



Source: Electronic Surveillance System for the Early Notification of Community-based Epidemics (Essence)-TN
Prepared by the Shelby County Health Department Office of Epidemiology.

Opioid-Related ED Visits by Race & Sex (2022)

Total Opioid-Related ED Visits = **2,038**

Black male **1017** (50%)

Black female **405** (20%)

White male **328** (16%)

White female **188** (9%)

Other/Missing **100** (5%)

Opioid-Related ED Visits by Race (2022)

Total Opioid-Related ED Visits = **2,038**

Black **1,422** (70%)

White **516** (25%)

Other/Missing **100** (5%)

ED Visits for Blacks were **2.8 X** that of White

Data Source: 2008-2022 Forensic Medical Management Services. Death Investigation and Decedent Information[v3.0.10]

Prepared by the Shelby County Health Department Office of Epidemiology.

2021 Overdose Death Counts, Shelby County TN

All Drugs 549

Opioid 488

Fentanyl 458

Pain reliver 90

Heroin 15

Any Stimulant 320

Fentanyl accounted for 94% of the Opioid Related Deaths and 83% of all Drug Overdose Deaths